

Whitakers

Estate Agents



9 The Paddock, Hull, HU4 6XU

£145,000

** NO ONWARD CHAIN **

Introducing this semi-detached property which is nestled on a private cul-de-sac off the well-connected Anlaby Park Road North, and enjoys close proximity to the Costello Stadium with accompanying parks / fields.

Externally to the front aspect, there is a paved forecourt with decorative planting, and boundary hedging. The kerb lowered to accommodate off-street parking.

The main features include - entrance lobby, bay fronted lounge and open plan kitchen / conservatory with shower room off.
A fixed staircase ascends to the first floor which boasts three bedrooms, the second of which is conveniently furnished with a toilet and sink.

A shared side drive leads to the back of the plot, which is mainly laid to lawn with well stocked borders, and complimented with a patio seating area.

The property does require a degree of modernisation throughout, however this makes it ideal for a growing family seeking a home they can implement their own cosmetic taste upon.

The accommodation comprises

Front external



Externally to the front aspect, there is a paved forecourt with decorative planting, and boundary hedging. The kerb lowered to accommodate off-street parking.

Ground floor

Hall

Wooden glazed door, and carpeted flooring. Leading to :

Lounge 16'7" x 12'2" (5.07 x 3.71)



UPVC double glazed bay window, gas fire, and laminate flooring.

Kitchen 9'7" x 9'9" (2.93 x 2.99)



UPVC double glazed door, electric storage heater, Lino flooring, and fitted with a range of floor and eye level units, worktops with splashback tiles above, sink with dual taps, plumbing for a washing machine and provision for a gas cooker with extractor hood above.

Conservatory 5'0" x 8'11" (1.54 x 2.72)



UPVC double glazed windows, and laminate flooring.

Shower room



UPVC double glazed window, built-in storage cupboards, Lino flooring, and furnished with a two-piece suite comprising shower enclosure, and low flush W.C.

First floor

Landing

With access to the loft hatch, UPVC double glazed window, electric storage heater, and carpeted flooring. Leading to :

Bedroom one 10'7" x 15'1" maximum (3.24 x 4.62 maximum)



UPVC double glazed window, and laminate flooring.

Bedroom two 12'6" x 7'4" (3.82 x 2.24)



UPVC double glazed window, fitted storage cupboard, Lino flooring, and furnished with a two-piece suite comprising pedestal sink, and low flush W.C.

Bedroom three 9'7" x 7'4" (2.93 x 2.24)



UPVC double glazed window, and carpeted flooring.

Rear external



A shared side drive leads to the back of the property, which is mainly laid to lawn with well stocked borders, and complimented with a patio seating area. The residence also benefits from having a detached garage.

Aerial view of the property



Land boundary



Tenure

The property is held under Freehold tenureship

Council Tax band

Local Authority - Kingston Upon Hull

Local authority reference number - 00030065000901

Council Tax band - B

EPC rating

EPC rating - F

Material Information

Construction - Standard

Conservation Area - Anlaby Park
Flood Risk - Very low
Mobile Coverage / Signal - EE / Vodafone / Three / O2
Broadband - Basic 7 Mbps / Ultrafast 10000 Mbps
Coastal Erosion - No
Coalfield or Mining Area - No

Additional Services

Whitaker Estate Agents offer additional services via third parties: surveying, financial services, investment insurance, conveyancing and other services associated with the sale and purchase of your property.

We are legally obliged to advise a vendor of any additional services a buyer has applied to use in connection with their purchase. We will do so in our memorandum of sale when the sale is instructed to both parties solicitors, the vendor and the buyer.

Agents Notes

Services, fittings & equipment referred to in these sale particulars have not been tested (unless otherwise stated) and no warranty can be given as to their condition. Please note that all measurements are approximate and for general guidance purposes only.

Free Market Appraisals / Valuations

We offer a free sales valuation service, as an Independent company we have a strong interest in making sure you achieve a quick sale. If you need advice on any aspect of buying or selling please do not hesitate to ask.

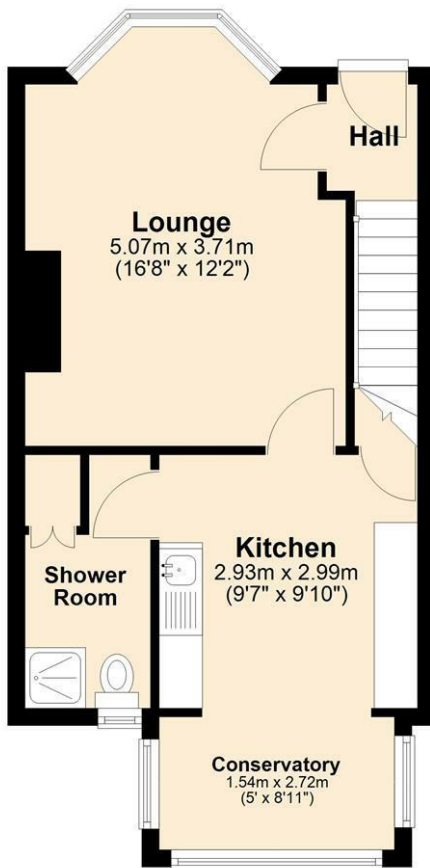
Whitakers Estate Agent Declaration

Whitakers Estate Agents for themselves and for the lessors of the property, whose agents they are give notice that these particulars are produced in good faith, are set out as a general guide only & do not constitute any part of a contract. No person in the employ of Whitakers Estate Agents has any authority to make or give any representation or warranty in relation to this property.

Floor Plan

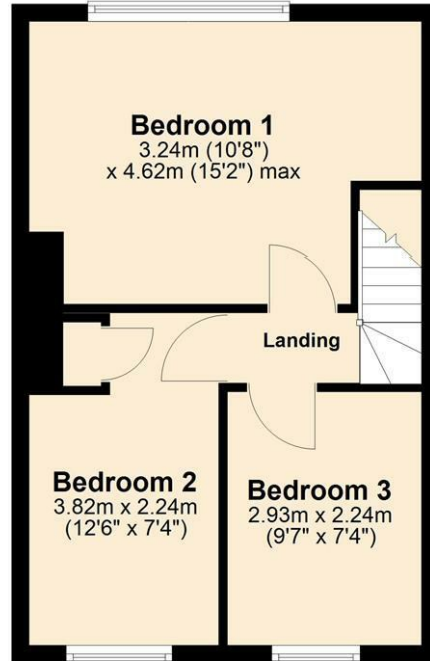
Ground Floor

Approx. 38.7 sq. metres (416.5 sq. feet)



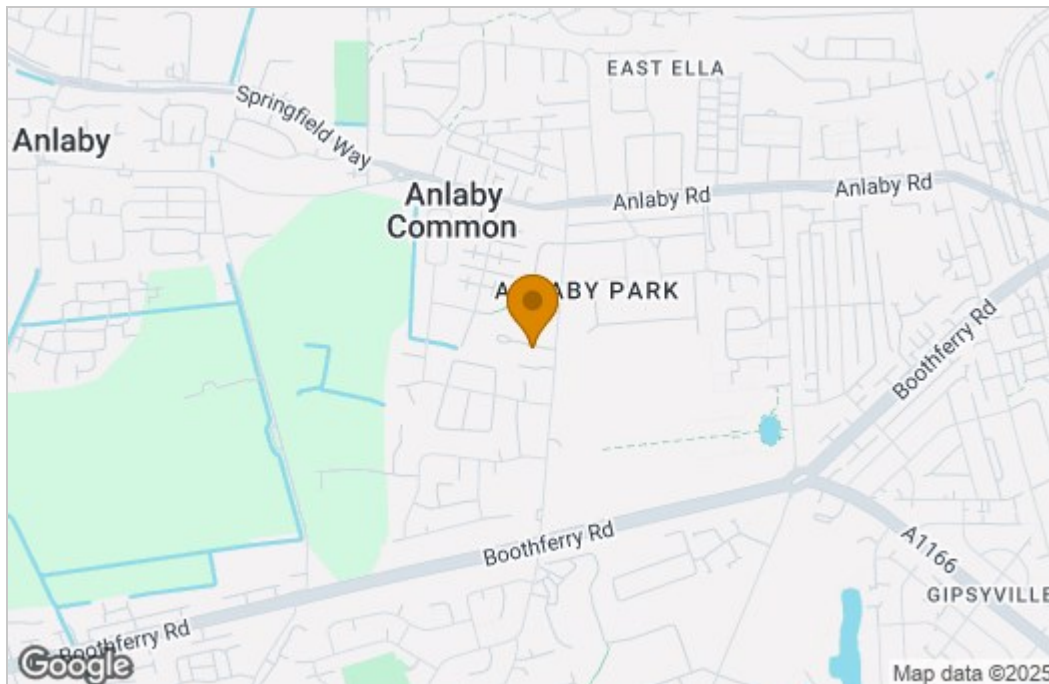
First Floor

Approx. 32.8 sq. metres (353.5 sq. feet)



Total area: approx. 71.5 sq. metres (770.0 sq. feet)

Area Map



Energy Efficiency Graph

Energy Efficiency Rating		Current	Potential
Very energy efficient - lower running costs			
(92 plus) A			
(81-91) B			82
(69-80) C			
(55-68) D			
(39-54) E			
(21-38) F		29	
(1-20) G			
Not energy efficient - higher running costs			
England & Wales		EU Directive 2002/91/EC	
Environmental Impact (CO ₂) Rating		Current	Potential
Very environmentally friendly - lower CO ₂ emissions			
(92 plus) A			
(81-91) B			
(69-80) C			
(55-68) D			
(39-54) E			
(21-38) F			
(1-20) G			
Not environmentally friendly - higher CO ₂ emissions			
England & Wales		EU Directive 2002/91/EC	

These particulars, whilst believed to be accurate are set out as a general outline only for guidance and do not constitute any part of an offer or contract. Intending purchasers should not rely on them as statements of representation of fact, but must satisfy themselves by inspection or otherwise as to their accuracy. No person in this firm's employment has the authority to make or give any representation or warranty in respect of the property.